


CARE & CLEANING BRONZE WATCHES

P67 OFFICER PRO AUTOMATIC BRONZE

1. When making a repair, be careful with the change of aspect of the surfaces. Especially between new and used components. The general appearance can be different.
2. Only clean the watch upon specific request of the customer.
3. Quickly dry the watch case after a water resistance test, in order to avoid traces.
4. Use gloves or rubber thimbles when handling with a new watch or components to avoid finger marks.
5. Use silk paper to wrap the watch. Avoid contact with the plastic protection film, this is an oxidation accelerator



Recipe 1



INGREDIENTS

1

Sodium bicarbonate (powder)



2

Citric acid (powder)



3

Demineralised water



4

Cup

Recipe 2



INGREDIENTS

1

Baking powder



2

Lemon juice



3

Demineralised water



4

Cup


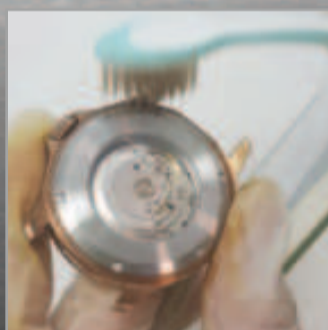





Original



Patina on the watch case

Recipe 1



STEPS

1

Put a tea spoon of sodium bicarbonate powder and a tea spoon of citric acid in the cup.

2

Put the complete watch case in the cup.

3

Fill the cup with demineralised water. Leave the case inside the cup until the mixture releases carbon dioxide (sparkling effect).

4

Remove the watch head from the cup and clean it using a tooth brush.




5

When the watch head is completely clean, rinse it with clear demineralised water.

6

Dry thoroughly with a soft cloth, clean paper or an air blow gun to avoid traces.

Recipe 2



STEPS

1

Put a tea spoon of baking powder and two to three tea spoons of lemon juice.

2

Mix both ingredients together in the cup.

3

Clean the watch head using a tooth brush. Dip the tooth brush several times in the cup with the mixture.

4

When the watch head is completely clean, rinse it with clear demineralised water.

5

Dry thoroughly with a soft cloth, clean paper or an air blow gun to avoid traces.

FURTHER INFORMATION (concerning both recipes)

Repeat the cycle several times if the watch head is not clean enough.

Change the water at every cycle as it gets saturated.

Handle the watch or components only with protections.